



Behavioral and Non-Verbal Clues to Pain




Sad/Worried/Crying
Negative statement "I should be dead"
Repetitive complaints

Bad mood in the morning
Easily annoyed, angered with self & others
Withdrawal from interests



Kick/Scratch/Bite
Resistive to care or help
Verbal abuse to others

Delusions (believes without facts)
Hallucinations (hear or see)
Wandering/Aimless pacing
Sleep disturbances (too little/too much)



Observe

Investigate

Rate 1-10

Report to the nurse



**IOWA FOUNDATION
FOR MEDICAL CARE**