



# Behavioral and Non-Verbal Clues to Pain




**Sad/Worried/Crying**  
**Negative statement "I should be dead"**  
**Repetitive complaints**

**Bad mood in the morning**  
**Easily annoyed, angered with self & others**  
**Withdrawal from interests**



**Kick/Scratch/Bite**  
**Resistive to care or help**  
**Verbal abuse to others**

**Delusions (believes without facts)**  
**Hallucinations (hear or see)**  
**Wandering/Aimless pacing**  
**Sleep disturbances (too little/too much)**



**Observe**

**Investigate**

**Rate 1-10**

**Report to the nurse**



**IOWA FOUNDATION  
FOR MEDICAL CARE**